




POLICY		 NRCS national regulator for compulsory specifications	
Policy Number	LM-P-039-05-19	Compiled by: K Tshele	Signature: 
Effective Date	2019-06-01		
Version No:	0	Approved by:	Signature: 
File name:	LM-P- 039-05-19_Conditions for the use of the NRCS symbol and certificates		

1. Background

Due to the changes in the Legal Metrology Act, 2014 and Legal Metrology Regulations, 2017 it was necessary to develop and issue a LM-Policy to clarify and interpret certain sections in these documents.

2. Scope

This document prescribes the conditions for the use of the NRCS symbol identifying the National Regulator and provide clarifications and interpretations regarding certificates issued in terms of the Legal Metrology Act, 2014 and Legal Metrology Regulations, 2017.

3. Reference documents

Legal Metrology Act, 2014 (Act 9 of 2014)

Legal Metrology Regulations, 2017.

4. Policy

4.1 Differences between NRCS corporate logo and NRCS symbol




4.1.1 There is a difference between the NRCS corporate logo and the NRCS symbol. The NRCS corporate logo, as displayed below, is for the exclusive use of NRCS and shall not be used by any other organisation.



4.1.2 The NRCS symbol to be used by designated repair and verification bodies is shown in the example below, and shall include either the wording "designated verification body" or "designated repair body" together with the designation number of the verification or repair body.



"LM" with designation number with either M or V for Mass or Volume

POLICY		 NRCS national regulator for compulsory specifications	
Policy Number	LM-P-039-05-19	Compiled by: K Tshele	Signature: 
Effective Date	2019-06-01		
Version No:	0	Approved by:	Signature: 
File name:	LM-P- 039-05-19_Conditions for the use of the NRCS symbol and certificates		

4.2 Conditions of use of NRCS symbol

4.2.1 The NRCS symbol may only be used once designation has been granted.

4.2.2 The NRCS symbol shall only be used under the name or the registered trade name of the legal entity for which the verification or repair designation was issued.

4.2.3 The NRCS symbol shall only be displayed in the appropriate format, proportion, colour and wording as detailed in this document, see annex 1.

4.2.4 It is compulsory for the NRCS symbol to appear on the Verification certificate, Rejection certificate, Prescribed certificate, Repair (guarantee) certificate and the Verification mark when in the form of a sticker.

4.2.5 Only the logo of the designated verification or repair body is allowed to be used in combination with the NRCS symbol on the Certificates mentioned in 4.2 4.

4.2.6 The NRCS symbol may also be applied to the document which are used for reporting of results, stationery and advertising materials (e.g. vehicles, invoices, printed advertisements).

4.3 Misuse of the NRCS symbol




4.3.1 The NRCS symbol shall not be:

- a) used or applied in any other manner as described in 4.2 above;
- b) used to imply or create the impression that NRCS approves any of their products, services or systems; or
- c) used in such a way as to imply that NRCS accepts responsibility for the accuracy of a result, or any opinion or interpretations derived thereon.

4.3.2 A designated verification or repair body shall, immediately cease to issue certificates or any other documents or materials displaying the NRCS symbol or containing references to NRCS designation upon suspension or withdrawal of NRCS designation.

4.4. Separation of Certificates and reports

The Legal Metrology Act, 2014 and Legal Metrology Regulations, 2017 does not make provision for any of the certificates (see 4.2.4) issued to be combined.

POLICY		 NRCS national regulator for compulsory specifications	
Policy Number	LM-P-039-05-19	Compiled by: K Tshele	Signature: 
Effective Date	2019-06-01		
Version No:	0	Approved by:	Signature: 
File name:	LM-P- 039-05-19_Conditions for the use of the NRCS symbol and certificates		




The reporting of test results is not allowed on any certificate issued in terms of the LM Act.

4.5 Prescribed Certificate

Read with the definition of “*repair*”, section 27(7), in the Legal Metrology Act 2014 states that work carried out on, or an adjustment made to, a measuring instrument that does not constitute a repair, does not invalidate any current verification in respect of that measuring instrument as long as the person who worked on or adjusted the measuring instrument applies protective seals where these have been broken and issues a “Prescribed Certificate”

Each “Prescribed Certificate” shall include at least the following information:

- (a) The title “Prescribed Certificate”;
- (b) A unique serial number of the “Prescribed Certificate”;
- (c) Name and physical address of the client;
- (d) Name and physical address of verification or repair body;
- (e) A comprehensive description of the work performed or the adjustment made to the measuring instrument including a serial number for the measuring instruments;
- (f) The serial number and date of issue of the current valid verification certificate pertaining to that instrument;
- (g) Statement stating that the work done or adjustment made did not affect the metrological integrity of the measuring instrument or invalidate the current verification certificate;
- (h) Name, logo or symbol identifying the verification or repair body;
- (i) NRCS symbol, as prescribed;
- (j) Name and signature of verification officer/person responsible for repair;
- (k) Date that the work on the measuring instrument took place; and
- (l) Page number and a clear identifier of the number of pages in the verification certificate, e.g. page 1 of 1 or a statement at the beginning of the certificate “This certificate consist of 1 page “or a statement at the end of the certificate “End of Certificate ”

POLICY		 NRCS national regulator for compulsory specifications	
Policy Number	LM-P-039-05-19	Compiled by: K Tshele	Signature: 
Effective Date	2019-06-01		
Version No:	0	Approved by:	Signature: 
File name:	LM-P- 039-05-19_Conditions for the use of the NRCS symbol and certificates		

Annex 1

The NRCS symbol:

The NRCS symbol is to be positioned at the top of the page in a white clear area 1/6 of the depth of the banner on the right hand side of the document.

The main font for the NRCS is Neuropol Medium. The symbol descriptor(s) is in Frutiger light lower case, with a kerning of 5%, which shall be used for the prescribed wording with the NRCS symbol.

The NRCS symbol consists out of the logo and two DNA strands as well as the green dot. The Logotype is in brown, the divider line in dark orange and the two DNA strands in light and dark colours.

A minimum of 15 mm clear space should be left around the NRCS symbol.

The designation descriptor ("DESIGNATED VERIFICATION BODY | LM000M/V") is in Neuropol, upper case, brown.

The height of the designation descriptor shall be half the size of the wording "NRCS".

The divider in the designation descriptor shall be aligned with the divider in between NRCS and the descriptor.

The colour specifications are given as follows:



	PANTONE	C	M	Y	K
Green dot	349	100	14	100	19
1 st Dark orange DNA strand	166	0	51	100	0
2 nd light orange DNA strand	1375	0	30	100	0
Brown copy	4625	0	80	80	70
Orange divider line	166	0	51	100	0

The NRCS symbol should preferably be used on white, but is allowed to be used on light colour tints or picture tints.

The NRCS symbol may be used on a light-coloured background in black and white.

Do not use the logo on dark colours in full colour (should be reversed out). It should not at all be used on full-colour dark images.